

TRPC IDPA Match

September 21, 2008


All Shooters



CDP Champion: Tom Kelly CDP - Expert 145.24 (25)
 ESP Champion: Cliff Bordwell ESP - Sharpshooter 120.77 (31)
 SSP Champion: Jason Parks SSP - Master 122.41 (23)

High Senior: Patrick Elmore ESP - Expert 135.83 (25)
 High Lady: Tammie Bordwell ESP - Marksman 147.21 (31)
 High Distinguished Senior: Jim Thomas SSP - Master 134.52 (22)
 Most Accurate: Marshall Todd CDP - Expert 165.14 (11)

	Match Score	--Penalties--				Stage 1	Stage 2	Stage 3	Stage 4	Stage 5	Stage 6
		PD	NT	PE	FN						
CDP - Expert											
Tom Kelly	145.24	25	0	0	0	26. 53	22. 90	20. 99	22. 27	24. 62	27. 75
Marshall Todd	165.14	11	0	0	0	62. 23	27. 53	21. 12	19. 10	17. 66	17. 26
Chris Callan	176.45	57	0	2	0	28. 97 4	25. 14	35. 72 0	24. 06 1	30. 55	32. 06
CDP - Sharpshooter											
Don Owen*	169.85	19	0	0	0	25. 26	27. 12	28. 73	26. 12	29. 72	32. 83
Rab Reid	173.42	58	0	0	1	42. 17 3	28. 22	27. 78 0	22. 26	24. 02	28. 97 8
Hil Lindfelt	243.52	64	0	2	2	39. 94 1	32. 82	36. 20 1	46. 17 5	42. 83	46. 07 7
CDP - Marksman											
Dean Loveland	212.93	40	1	0	0	33. 25	29. 83	43. 08 3	35. 76	38. 66	32. 86
Jeff Millman	218.03	48	0	0	0	44. 89	34. 20	34. 78 3	27. 50	43. 46 5	33. 10 2
CBuck Delmater	432.22	76	1	3	3	84. 79	69. 85	46. 28 1	60. 82 2	57. 80 0	113. 23
CDP - Unclassified											
Michael Lafavor	226.04	53	1	1	1	33. 94	24. 67	36. 21 1	28. 56	55. 08 0	47. 62 4
Jeff Schutz	263.64	31	0	1	0	34. 44 0	42. 46	42. 73	28. 86	50. 81	64. 82
Sean King	280.52	67	1	1	2	49. 72 0	54. 83	42. 86	42. 95	47. 58 1	42. 56 4
ESP - Expert											
Patrick Elmore	135.83	25	0	0	1	27. 89	17. 41	22. 54	19. 82	23. 92	24. 70
ESP - Sharpshooter											
Cliff Bordwell	120.77	31	0	0	0	18. 48	16. 74	26. 67 8	17. 13	22. 25	19. 45
Rich Petrone	136.20	24	0	1	0	22. 16	17. 90	28. 65	19. 27	23. 96	24. 27
Dean Plumer	146.74	32	0	0	0	27. 63	18. 62	21. 92	25. 06	25. 67	27. 56
Allen Powell	153.26	24	0	0	0	24. 47	22. 50	29. 63	21. 42	29. 26	26. 01 2
Craig Likon	184.89	46	0	1	0	30. 47	26. 38	35. 82 2	25. 76	39. 23	27. 22
Richard Sproc	191.31	20	0	1	0	28. 98	23. 75	37. 09 2	30. 11	31. 63	39. 72
Tank O'Neil	217.18	61	1	0	3	28. 82	24. 43	38. 22 0	30. 44	59. 72 1	35. 50 2



TRPC IDPA Match

September 21, 2008

All Shooters



Match Score --Penalties--
PD NT PE FN

Stage 1 Stage 2 Stage 3 Stage 4 Stage 5 Stage 6

ESP - Marksman

Tammie Bordwell	147.21	31	1	0	0	23.27	19.73	28.19	20.87	33.85	21.79
Cleve Loveland	169.60	31	0	0	0	26.87	24.34	31.73	30.83	25.63	30.19
Robert Thompson	184.33	29	0	0	0	29.66	32.86	31.67	28.68	30.19	31.85
Kenny Tucker	200.85	51	0	1	0	33.28	22.16	42.120	34.97	37.48	30.89
John Apuzzo	209.07	32	2	0	0	42.89	24.10	46.74	37.80	25.86	31.783
Lou Destefano	209.58	76	0	0	4	28.03	28.89	39.620	46.126	29.22	37.688

ESP - Unclassified

Steve Stanchick	203.42	63	0	0	2	32.870	26.94	31.012	25.88	43.02	44.526
-----------------	--------	----	---	---	---	--------	-------	--------	-------	-------	--------

SSP - Master

Dason Parks	122.41	23	0	0	0	21.52	15.210	20.89	21.14	19.70	24.29
Jeff DeGracia	123.52	32	0	1	1	18.61	17.12	20.014	28.155	17.23	22.85
Aady Zavalla	131.79	33	0	0	0	20.87	16.40	20.48	30.08	24.78	19.25
John Thomas	134.52	22	0	0	0	24.87	20.43	21.63	21.53	24.12	22.15

SSP - Expert

Ralph Warren	144.41	17	0	0	0	26.98	19.03	26.66	23.28	25.02	23.46
Eric Roessler	180.42	35	1	1	0	32.16	18.54	28.23	38.86	23.72	38.822

SSP - Sharpshooter


Stephen Paterno	170.11	36	1	0	0	37.90	23.36	25.82	26.85	31.24	25.660
Bill Cesary	175.39	21	1	1	1	42.882	22.46	33.69	23.73	26.80	26.84
Matt Larson	208.37	49	0	0	0	41.802	26.13	36.25	31.28	37.86	35.523

SSP - Marksman

Ryan Calhoun	178.68	22	0	0	0	30.03	24.74	30.87	31.74	28.89	32.86
Tam Chamberlain	228.83	59	0	3	2	37.111	31.42	31.62	54.857	37.00	37.882
Bruce Willis*	239.05	86	0	1	3	31.18	35.14	55.220	34.54	35.881	47.096
John Linder	266.85	51	1	0	1	44.28	31.82	43.897	50.66	56.002	40.185

SSP - Novice

Ray Laguna	258.02	59	1	1	1	70.20	37.30	38.810	35.482	38.86	37.523
Lincoln Salvador	349.14	89	1	2	1	58.985	63.921	70.018	71.416	49.013	35.866




TRPC IDPA Match

September 21, 2008

All Shooters



	Match Score	--Penalties--				Stage 1	Stage 2	Stage 3	Stage 4	Stage 5	Stage 6
		PD	NT	PE	FN						
SSP - Unclassified											
Michael Uleski	157.31	38	0	3	0	24. 67	18. 86	23. 02	24. 12	27. 87	39. 20
Brian Griffin	197.60	50	1	2	1	30. 250	32. 13	35. 233	31. 96	36. 27	31. 83
Bob Gentner	208.51	44	1	0	0	34. 06	27. 60	38. 89	33. 142	34. 85	39. 951
Glenn Brooks	208.78	31	0	0	0	31. 62	33. 72	36. 752	41. 882	36. 27	29. 04
Michael Bump	221.14	71	1	1	4	32. 06	24. 81	62. 297	28. 63	34. 93	38. 947
Tom Slone	239.33	40	0	0	1	38. 97	51. 86	43. 86	31. 82	33. 811	40. 877
Tim Anliker	250.94	77	0	0	1	34. 165	34. 94	54. 882	51. 583	39. 05	36. 401
Nadine DeFreitas	257.99	86	1	0	3	31. 87	32. 43	49. 831	41. 812	66. 267	36. 789
Robert Alip	266.59	97	0	1	4	36. 87	31. 84	35. 66	56. 121	50. 120	56. 541
Johnson Jackson	268.95	57	0	0	1	53. 09	36. 49	44. 87	42. 262	39. 80	52. 893
Mirill Kokarev	272.04	63	1	1	1	45. 75	48. 58	44. 963	42. 88	51. 782	38. 623
Terreck Holian	294.27	96	4	0	3	40. 499	37. 04	57. 521	53. 416	58. 057	47. 717
Albert Marsh	309.78	70	0	0	2	48. 444	34. 99	60. 681	42. 28	74. 624	48. 82
Johnathan Skinner	309.90	97	2	1	3	59. 823	40. 23	72. 271	45. 781	48. 856	43. 483
Lay Blake	345.81	65	0	0	0	53. 661	78. 04	58. 189	53. 686	54. 79	47. 58
Jack Salet	DNF					29. 83	23. 71	(0)	38. 812	38. 691	41. 861
James Betancourt	DNF					35. 08	25. 63	(0)	30. 06	40. 922	51. 805



TRPC IDPA Match

September 21, 2008

All Shooters



Stage Descriptions

- Stage 1 - Wrong Place, Wrong Time
- Stage 2 - Switch Back Transition Drill
- Stage 3 - Jail Break
- Stage 4 - A New Threat Appears
- Stage 5 - No Bedtime Story
- Stage 6 - Move Out Drill

Total Match Penalties:

- Target Points Down (PD) - 2,820
- Hits on Non-Threats (NT) - 25
- Procedural Errors (PE) - 37
- Failures to Neutralize (FN) - 56

Key to Penalties:

- PD = Target Points Down. Each point down adds 1/2 second to your score.
- NT = Hit on Non Threat target. Each HNT adds 5 seconds to your score.
- PE = Procedural Error. Each adds 3 seconds to your score.
- FN = Failure to Neutralize (no hits in the 0 or -1 zone) Each adds 5 seconds to your score.

Key to Abbreviations:

- CDP = Custom Defensive Pistol, such as 1911. Must be .45 ACP with maximum magazine load of 8 rounds
- ESP = Enhanced Service Pistol, single action or SA/DA such as H&K P7 or CZ-75 or Springfield XD
- SSP = Stock Service Pistol, double action or 'Safe Action' such as Glock or SIG
- ESR = Enhanced Service Revolver, rimmed or rimless ammo, full moon clip, power factor of 165,000
- SSR = Stock Service Revolver, rimmed case ammo, no full moon clips
- DNF = Did Not Finish